

EFFECT OF USAGE CONDITIONS ON REFRIGERATOR-FREEZERS ENERGY CONSUMPTION

^aSaidur* R,

^bNasrudin, A.R; Masjuki, H.H. and Mahlia, T.M.I

^aDepartment of Mechanical Engineering,
University of Malaya,
50603 Kuala Lumpur Malaysia

^bDepartment of Electrical Engineering,
University of Malaya,
50603 Kuala Lumpur Malaysia

ABSTRACT

Two frost-free household refrigerator-freezers, one with 492l capacity and one with 460l capacity were tested in the laboratory to determine the sensitivity of several variables that influence refrigerator-freezers energy consumption greatly. The effect of single variables such as room temperature, thermostat setting positions, and door openings on the energy consumption were investigated. Using Response Surface Methodology (RSM), a mathematical model has been developed to investigate the combined effect of room temperature, thermostat setting positions, and door opening on the energy consumption of refrigerator-freezers. From the mathematical model, it has been observed that room temperature has highest effect on the energy consumption followed by the thermostat setting position. The door opening has lowest effect on the energy consumption. More detailed tests were performed under different room temperatures, thermostat setting positions, and door opening conditions and presented in this paper.

Key words: Door opening, energy, refrigerator, temperature, thermostat setting.

1.0 INTRODUCTION

Domestic sector of Malaysia consumes about 20% of her total electrical energy. Despite economic downturn, energy consumption in this sector continues to grow [1]. Refrigerator-freezers are one of the major energy users among the household appliances because this appliance is almost common in every house in Malaysia. One study by Razali et al. [2] shows that about 76% of houses are equipped with household refrigerator-freezers in Malaysia. The Asia-Pacific Economic Cooperation (APEC) region produces about 60 million refrigerator-freezers out of 100 million refrigerator-freezers produced worldwide each year [3]. This appliance also has to operate for 24 hours continuously in a day compared to air

* Corresponding author: E-mail: saidur73@hotmail.com, Tel: + 603-79675283, Fax: +603-79675317

conditioners and washing machines. Therefore, energy consumption by household refrigerator-freezers has recently attracted considerable attention for their efficiency improvement. This efficiency improvement could be established by introducing energy efficiency standards to encourage consumers to use units that are more efficient. The energy efficiency standards eventually will eliminate the least efficient products from the market. To reduce the energy consumption of refrigerator-freezers and to design more efficient models, it is important to understand the energy consumption behavior of these devices. In order to do so, refrigerator-freezers energy test procedure must be established. Keeping this in mind, the parameters effecting greatly on refrigerator-freezers energy consumption have been investigated.

Refrigerator-freezers energy consumption is dependent on room temperature, door opening, thermostat setting position, and relative humidity. Relative humidity has insignificant effect on energy consumption compared to the other factors [4, 5]. So, its effect on the energy consumption was not investigated in this study. Using Response Surface Methodology (RSM) and factorial design of experiment, a first order mathematical model has been developed to observe their combined effect on the energy consumption. RSM is a collection of mathematical and statistical techniques useful for analyzing problem in which several independent variables influence a dependent variable or response and the goal is to optimize the response. Many experiments involve a study of the effect of multiple factors. In such a situation, factorial designs are most efficient tools to investigate their combined effect on a response. In this model, a 2^3 factorial design is used to study the combined effect of room temperature, thermostat setting position, and door opening on energy consumption [6]. The objective of the study is to investigate the effect of room temperature, thermostat setting position, and door opening on the energy consumption of two household refrigerator-freezers so that an energy test procedure for household refrigerator-freezers could be established in Malaysia.

2.0 MATHEMATICAL MODEL FOR DESIGN OF EXPERIMENT

If all the variables are assumed measurable, the response surface can be expressed as

$$y = f(x_1, x_2, x_3, \dots, x_k) \quad (1)$$

The goal is to optimize the response variable y . It can be assumed that the independent variables are continuous and controllable by experimenter with negligible error. The response or dependent variable is assumed a random variable. In order to find a suitable combination of the room temperature ($x_1 = \ln t_r$), thermostat setting position ($x_2 = \ln t_s$), and door opening ($x_3 = \ln d_o$), the observed response y as a function of room temperature, thermostat setting positions, and door opening can be written as

$$y = f(x_1, x_2, x_3) \quad (2)$$

If the expected response is denoted by $E(y) = \eta$, then the surface represented by $\eta = f(x_1, x_2, x_3)$ is called a response surface. It is required to find a suitable approximation for the true functional relationship between y and the set of independent variables x_i 's. Usually a low order polynomial (first order) in some regions of the independent variables is employed.

The first order model,

$$y = \beta_0 + \sum_{i=1}^k \beta_i x_i + \varepsilon \quad (3)$$

is generally utilized in RSM problems. The β parameters of the polynomials are estimated by the method of least squares and ε is a random error. The details of the solution by this matrix approach are explained in [6].

The matrix approach of solving Eq. (3) has been adopted in the present analysis. y is defined to be an $(n \times 1)$ vector of observations on y , x to be an $(n \times p)$ matrix of independent variables, β to be a $(p \times 1)$ vector of parameters to be estimated, and ε to be an $(n \times 1)$ vector of errors. Eq. (3) can be written in a matrix form as

$$y = \beta x + \varepsilon \quad (4)$$

The least-squares estimates of β is the value b which, when substituted into Eq. (3), minimizes $\varepsilon'\varepsilon$. The normal equation can be expressed as

$$(x^T x) b = x^T y \quad (5)$$

where β is replaced by b matrix. If $(x^T x)$ is non-singular, the solution of normal Eq. (5) can be written as

$$b = (x^T x)^{-1} x^T y \quad (6)$$

y is defined to be an $(n \times 1)$ matrix on logarithmic scale, x to be an $(n \times m)$ matrix of independent variables, b to be an $(n \times 1)$. The solution of the matrix can be performed using MATLAB.

3.0 EXPERIMENTAL SET-UP AND INSTRUMENTATION

The experimental set-up and instrumentation are explained as follows:

3.1 Experiment with single-variable

Tests were conducted by varying the room temperature, thermostat setting position, and door opening independently. During the experiment while one variable was changed, the other two variables were kept constant.

The room temperature was varied from 15°C to 31°C in an environmentally controlled chamber located in the laboratory to investigate its effect on the energy

consumption. The thermostat setting positions were fixed at the medium setting (position 4) for both of the compartments and the relative humidity was maintained at $60\% \pm 5\%$. The tests were conducted without any load in the refrigerator-freezers and without opening the door.

There were seven thermostat setting positions ranging from 1 to 7 for these test units. Thermostat setting was varied by turning the knob to the desired setting position from 1 to 7 in order to investigate the effect of thermostat setting position on the energy consumption. The room temperature was maintained at 26°C , RH was kept at $60\% \pm 5\%$, with the units empty with no door openings.

In a twenty-four hours period of operation time, the door was opened for the first 16 hours of the experiment. The door opening controls were set in such a way that the door remained open for 12 seconds at an angle of 90° . In order to maintain 20-80 door openings over 16 hours of operation, door closing time was not fixed. Table 1 shows the door opening and closing schedule over these 16 hours. Room temperature and RH were maintained at 26°C and $60\% \pm 5\%$ respectively for all door opening tests and the thermostat setting positions were kept at the medium positions (position 4) for both compartments.

The technical specifications of the two models are shown in Table 2.

3.2 Experiment with multi-variable

This experiment was designed to investigate the combined effect of room temperature, thermostat setting position, and door opening on the energy consumption of the refrigerator-freezers.

3.2.1 Experimental design and conditions

A design consisting of 12 experiments has been used to develop the first order model to investigate the combined effect of room temperature, thermostat setting position and door opening on the energy consumption. Eight experiments represent a factorial design, four experiments represent a repetition to estimate the pure error. The experimental design and conditions for multivariable tests are shown in Table 3. A factorial design of experiment is one in which all levels of a given factor are combined with all levels of every other factor in the experiment. This design is necessary when interaction between the variables are to be investigated. Furthermore, factorial designs allow the effects of a factor to be estimated at several levels of the other factors, giving conclusions that are valid over a range of experimental conditions.

The transforming equation for each of the independent variables can be written as:

$$x_1 = \frac{\ln(t_r) - \ln(22)}{\ln(30) - \ln(22)}, x_2 = \frac{\ln(t_s) - \ln(4)}{\ln(10) - \ln(4)}, x_3 = \frac{\ln(d_o) - \ln(45)}{\ln(70) - \ln(45)} \quad (7)$$

3.3 Instrumentation

A heat pump was used to maintain a steady temperature in the environmentally controlled chamber in order to investigate the effect of room temperature. The temperature variation was controlled using an Omega type temperature controller. The daily energy consumption was measured by a digital power meter, which was interfaced with a PC. Lab view software was installed into the PC for data storage and analysis.

Instead of opening and closing the refrigerator-freezer manually, an automated door-opening and closing mechanism was designed and fabricated. A steel frame containing an AC motor and a gearbox were mounted on top of the refrigerator-freezer. The door-opening process is controlled using a Programmable Logic Controller (PLC). The operating switch, which is an input device, sends signals to the motor to open and close the door. The total run time, opening time and closing time is configured into the operating switch that runs as per experimental requirement.

4.0 RESULTS OF SINGLE VARIABLE EFFECT ON ENERGY CONSUMPTION

4.1 Effect of room temperature

The graph of Fig. 1 shows that energy consumption increases at an average rate of 141 Wh/day for Model A and 102 Wh/day for Model B for each degree increase in room temperature. From the figure, it is evident that the energy consumption increases significantly with the increase in room temperature.

Meier et al. [7] showed that energy consumption increased 120 Wh for each degree increase in temperature. Kao and Kelly [8] conducted the experiment on top mounted freezer unit to investigate the effect of room temperature and reported a 120 Wh/day increase in energy consumption for each degree increase in temperature. Grimes et al. [9] found an average rate of 145 Wh/day increase in energy consumption for each degree increase in temperature. Masjuki et al. [10] conducted an experiment on a Malaysia produced 150 liter partial auto defrost refrigerator-freezer to investigate the effect of several variables on refrigerator-freezers' energy consumption and reported a 40 Wh/day increase in energy consumption. Bansal [5] reported that energy consumption increases 39 Wh/day for each degree increase in room temperature for 370 liter all-refrigerators.

Discrepancies are due to variation in the test units related to size, features, design practices, age, year, defrosting system and differences in the range of room temperature.

4.2 Effect of thermostat setting

The data analysis shows that the energy consumption increases about 11.3% and 8.8% for each degree reduction in freezer temperature for models A and B respectively. The energy consumption increases 1.363 kWh/day and 1.046

kWh/day for models A and B respectively when thermostat was changed from warmest to coldest setting. Fig. 2 shows the energy consumption trend with the change in thermostat setting positions for two models.

A refrigerator will use less electricity if its thermostat is re-set to a higher (warmer) temperature. Grimes et al. [9] examined the impact of compartment temperature on energy use on a 1977-vintage automatic defrost refrigerator. Energy consumption rose 26% from the warmest acceptable to the coldest possible settings. A more recent study of nine large, 1993-vintage US refrigerators [11] found a 6.5% increase in energy consumption for 1°C reduction in freezer temperature. In Ref. [12], it was stated that lowering the freezer temperature by -15°C causes a 133 kWh/yr increase in energy consumption.

4.3 Effect of door openings

In this experiment, it was found that energy consumption increases by 12.4 Wh and 9 Wh for each door opening for models A and B respectively. Fig. 3 shows the energy consumption trend with door openings for the two models. It has been found that with the increase in number of door openings, energy consumption also increases linearly.

Masjuki et al. [10] investigated the impact of door openings on refrigerator-freezer energy consumption and reported that energy consumption increases 10 Wh/day for each door opening. Parker and Stedman [11] estimated that each door opening causes 9 Wh increase in energy consumption.

When the refrigerator door is opened, warm and moist air exchange with cool air inside the refrigerator cabinet. When the door is closed, a mass of air at room temperature is trapped in the compartment. Heat gain during door openings is due to heat/vapour transfer on the interior surfaces of the refrigerator, and bulk air exchange.

5.0 EXPERIMENTAL RESULTS OF MULTI-VARIABLE EFFECT ON ENERGY CONSUMPTION

From the experimental results shown in Table 4, a model for Eq. (8) has been developed using Eqs. (3) and (7). The *b* parameter was calculated and presented in Table 5.

$$\ln E_A = 5.0201 + 0.623 \ln t_r + 0.246 \ln t_s + 0.151 d_o \tag{8}$$

$$\ln E_B = 4.531 + 0.697 \ln t_r + 0.278 t_s + 0.172 d_o$$

The above equation can also be written in the form of energy consumption as a function of room temperature (t_r), thermostat setting position (t_s), and door opening (d_o) as follows:

$$E_A = 151.49t_r^{0.623}t_s^{0.246}d_o^{0.151} \quad (9)$$

$$E_B = 92.81t_r^{0.697}t_s^{0.278}d_o^{0.172}$$

6.0 CONCLUSION

The following conclusions could be made from this study:

- a. As Malaysia is going to adopt energy efficiency standards and labels for refrigeration appliances, a more realistic test procedure is needed in order to evaluate the energy consumption behaviour of these appliances. Refrigerator-freezers energy consumption is strongly influenced by room temperature, thermostat setting position and door opening. To develop an energy test procedure for these appliances, the effect of these parameters must be taken into considerations. Therefore, this paper can be considered as an experimental support to develop a test standard for household refrigerator-freezers in Malaysia.
- b. Ambient temperature has the highest effect on energy consumption followed by the thermostat setting position. The door opening has the lowest effect refrigerator-freezers' energy consumption.
- c. The door-opening pattern in this study can be considered as a realistic representation of the actual usage condition that exists in a household environment.

ACKNOWLEDGMENT

The authors would like to acknowledge the Ministry of Science, Technology, and Environment, Malaysia for funding the project. The research has been carried out under the IRPA project no: 02-02-03-0471.

NOMENCLATURE

b	Constant
β	Matrix of the parameter estimates
d_o	Door opening
E_A	Energy consumption by model A (Wh/day)

E_B	Energy consumption by model B (Wh/day)
t_r	Room temperature (°C)
t_s	Thermostat setting position
x	Matrix of independent variables
x^T	Transpose of x
$(x^T x)^{-1}$	Inverse of $(x^T x)$

REFERENCES

1. Anon., 1999, *Statistics of electricity supply industry in Malaysia. Annual report*, Jabatan Bekalan Elektrik dan Gas, Kuala Lumpur: Malaysia, JBEG.
2. Razali, M.A., Othaman, M.N., Sim and O.F., 1993, Residential and commercial electricity consumers in Subang Jaya and Bandar Baru Bangi. *Housing and Energy project*, Institute for Advanced Studies, University of Malaya, Kuala Lumpur, Malaysia.
3. Zakaria, M.Y. and Farida, T. Keynote paper, 27th June 2000, *Forum on energy performance and labeling standards for refrigeratio*”,SIRIM, Grand blue hotel, Malaysia, n/a.
4. Alissi, M.S., 1987, *The effect of ambient temperature, ambient humidity and door openings on household refrigerator energy consumption*. MSME thesis, Purdue University, Indiana.
5. Bansal, P.K., 6-8 March 2000, Energy Efficiency Test Standards for Household Refrigerators, *Proceedings of Symposium on Domestic Refrigeration Appliances*, Wellington, New Zealand, pp. 1-14.
6. Montgomery, D.C., 1984, *Design and analysis of experiments*, 2nd edition, Wiley, New York.
7. Meier, A., Megowan, A., Lit, B., and Pon, B., 1993, *The New York refrigerator monitoring project*. Final report, LBL-33708, Lawrence Berkeley Laboratory, CA.
8. Kao, J.Y., and Kelly, G.E., 1996, Factors affecting the energy consumption of two refrigerator-freezers, *ASHRAE Transaction*, 102 (2), pp. 525-545
9. Grimes, J.G., William, P.E.M., and Shomaker, B.L., 1977, Effect of usage conditions on household refrigerator-freezer and freezer energy consumption, *ASHRAE Transaction*; 83 (1): 818-28.
10. Masjuki, H.H., Saidur, R., Choudhury, I.A., Mahlia, T.M.I., Ghani, A.K., and Maleque M.A., 2001, *The applicability of ISO refrigerator-freezer energy test specifications in Malaysia*, Paper accepted for publication to ENERGY-The International Journal. Elsevier Science, UK.
11. Parker, D.S. and Stedman, T., 1993, *Refrigerator replacement in Florida: A case study*. Home energy, 10 (1), pp.20-22.
12. Meier, A.K., 1994, *Do refrigerator thermostat setups save energy? Home energy*, 11 (3), May/June, , pp. 11.

Table 1 Door opening and closing schedule

No. of opening	Total run time (minute)	Closing time (minute)	Door remains open (sec)
20	960	48	12
30	960	32	12
40	960	24	12
48	960	20	12
60	960	16	12
80	960	8	12

Table 2 Technical specifications of Model A and Model B

Specifications	Model A	Model B
Freezer capacity (liter)	142	130
Fresh food compartment capacity (liter)	350	330
Power rating (Watts)	190	165
Current Rating (A)	1.35	1.3
Voltage (V)	220-240	240
Frequency (Hz)	50	50
Defrost system	Frost free	Frost free
No of door	2	2
Refrigerant type	134a (CF ₃ CH ₂ F)	134a (CF ₃ CH ₂ F)

Table 3 Experimental design and coding identification

Trial No	t _r (°C)	t _s (Number)	d _o (Times)	Coding		
				x ₁	x ₂	x ₃
1	16	2	30	-1	-1	-1
2	30	2	30	1	-1	-1
3	16	7	30	-1	1	-1
4	30	7	30	1	1	-1
5	16	2	70	-1	-1	1
6	30	2	70	1	-1	-1
7	16	7	70	-1	1	1
8	30	7	70	1	1	1
9	22	4	45	0	0	0
10	22	4	45	0	0	0
11	22	4	45	0	0	0
12	22	4	45	0	0	0

Table 4 Experimental results of multi-variables test

Trial no	Energy consumption (Wh/day)	
	Model A	Model B
1	1841	1545
2	2718	2450
3	2408	2150
4	3716	3344
5	2178	1921
6	3093	2725
7	2771	2433
8	4089	3673
9	2445	2013
10	2420	2035
11	2439	2053
12	2450	2025

Table 5 Values of constant b

Value of b	Model A	Model B
b_0	7.8829	7.7342
b_1	0.1954	0.2164
b_2	0.1376	0.1554
b_3	0.0667	0.0761

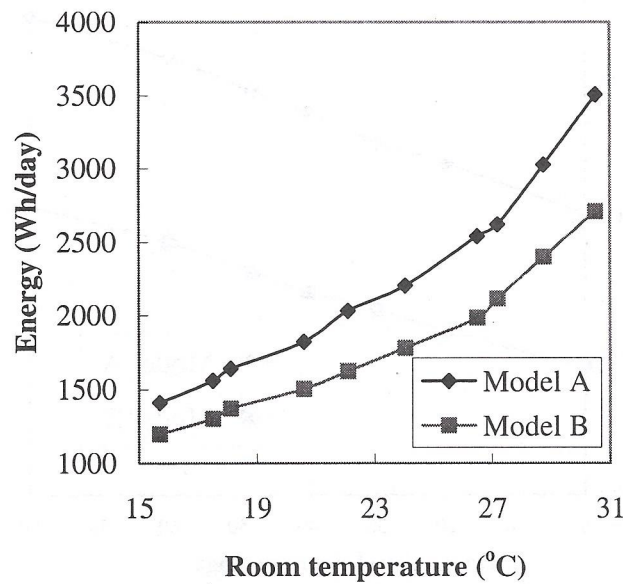


Figure 1. Effect of room temperature on the energy consumption

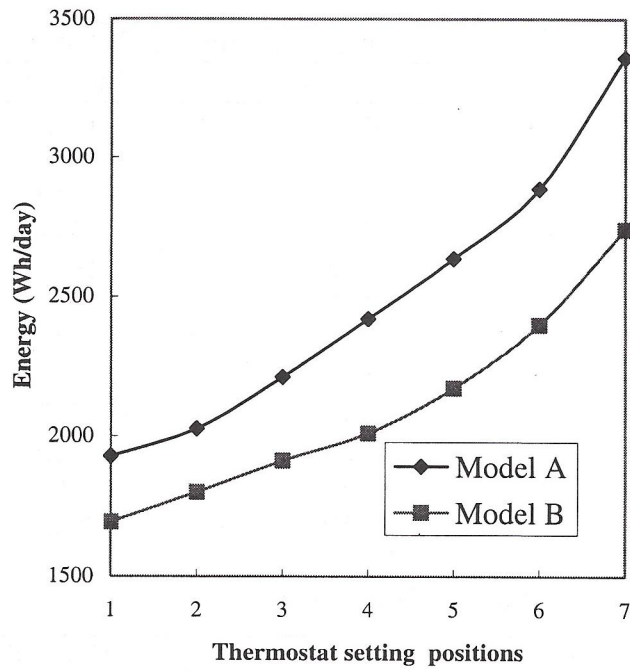


Figure 2 Effect of thermostat setting position on the energy consumption

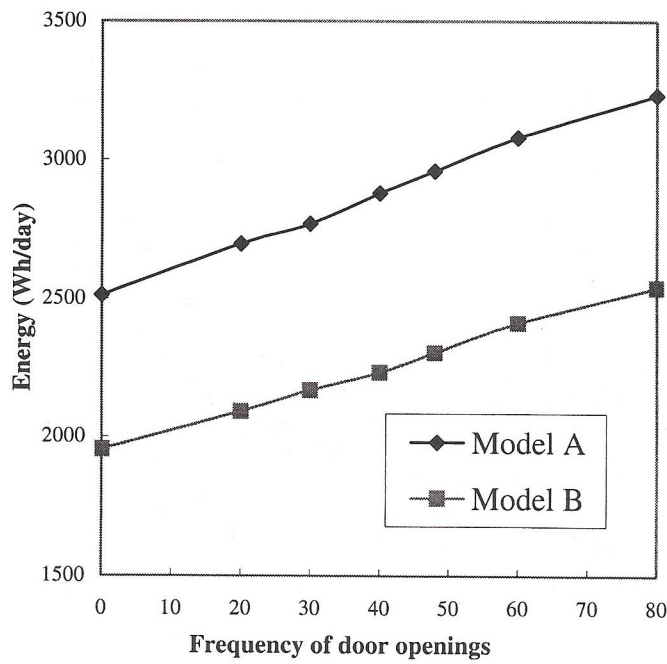


Figure 3 Effect of door opening on the energy consumption